

Modelo


**REIS**







- ES** Espejo con retroiluminación superior e inferior. Vidrio liso de 4mm de espesor con esquinas rectas y arenado lateral de 10mm pintado.
- EN** Top and bottom backlit mirror. 4mm thick smooth glass with straight corners and painted 10mm vertical sandblasting.
- FR** Miroir rétroéclairé haut et bas. Verre lisse de 4 mm d'épaisseur avec coins droits et sablage vertical peint de 10 mm.
- PT** Espelho retroiluminado superior e inferior. Vidro liso de 4mm de espessura com cantos retos e pintura jateada vertical de 10mm.


**OPCIONES EXTERNAS / EXTERNAL OPTIONS**  
**OPÇÕES EXTERNAS / OPTIONS EXTERNES**

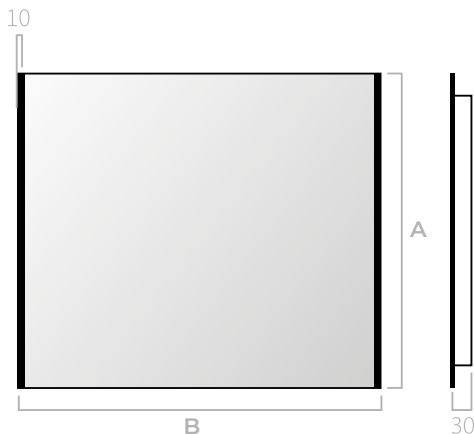
-  **3X**  
Espejo aumento imantado sin luz  
Magnetic magnifying mirror without light  
Miroir grossissant magnétique sans lumière  
Espelho de aumento magnético sem luz  
Ref. AMI

**BORDE PINTADO / PAINTED FRAME**  
**CADRE PEINT / MOLDURA PINTADA**

-  Borde arenado de 10mm pintado dorado / negro  
10mm sandblasted edge painted in gold / black
-  Cadre 10mm peint en or / noir  
10mm moldura pintada em ouro / preto

**ES/ OPCIÓN BASTIDOR DIFUSOR LED**  
**EN/ LED DIFFUSER FRAME OPTION**

-  Bastidor con difusor LED  
Frame with LED diffuser  
Cadre avec diffuseur LED  
Moldura com difusor de LED

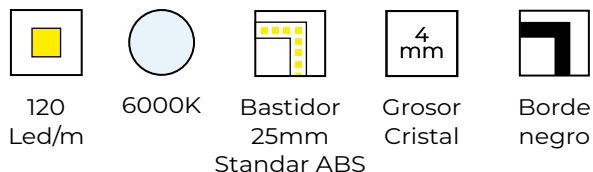


**MEDIDAS DISPONIBLES / AVAILABLE MEASURES  
MESURES DISPONIBLES / MEDIDAS DISPONÍVEIS**

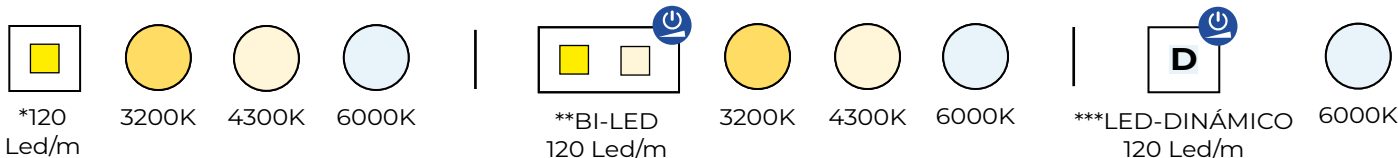
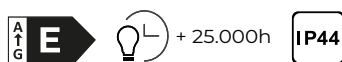
B: Desde 400 hasta 1800mm  
B: From 400 to 1800mm  
B: De 400 à 1800mm  
B: De 400 a 1800mm

A: Desde 400 hasta 1200mm  
A: From 400 to 1200mm  
A: De 400 à 1200mm  
A: De 400 a 1200mm

**OPCIÓN ESTÁNDAR / STANDAR OPTIONS  
OPTION STANDARD / OPÇÃO REGULAR**



**OPCIONES LED / LED OPTIONS / OPTIONS LED / OPÇÕES DE LED**



\* La tira LED sencilla solo admite un espectro de luz a elegir. / Only one light temperature can be chosen.

\*\* Bi-LED incluye sensor touch para el cambio de luz. / Sensor included to turn on the light.

\*\*\* LED-DINÁMICO incluye sensor touch para el encendido progresivo de la luz. / Sensor included to turn on the light progressively.

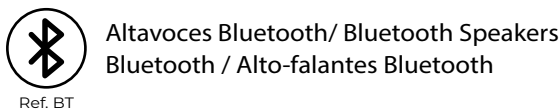
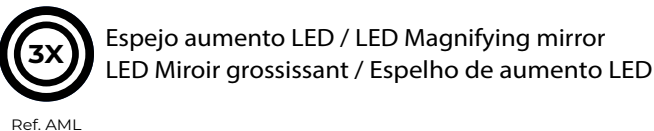
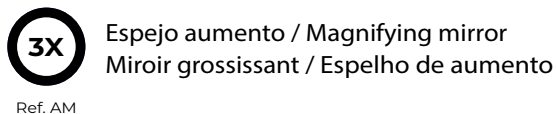
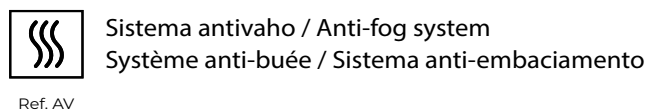
**ELEMENTOS OPCIONALES / AVAILABLE OPTIONS / OPTIONS DISPONIBLES / OPÇÕES DISPONÍVEIS**

**SENSORES / SENSORS / CAPTEURS / SENSORES**



Ref. DG METEO  
ESTACIÓN METEOROLÓGICA

**ACCESORIOS / ACCESSORIES / ACCESSOIRES / ACESSÓRIOS**



\*Ref. DG RADIO



Ref. DG2



Ref. DG3

\* DG Radio incluye altavoces Bluetooth / BT Speakers included